

**DOUBLE PALLET HANDLERS  
DOUBLE PALLET HANDLERS WITH TELESCOPIC FORKS  
MULTIPLE LOAD HANDLERS**

# S7


S7

With the double pallet handlers, the fork opening ranges can be adjusted hydraulically, so that alternatively 1 or 2 and 2 or 4 pallets can be handled.

To achieve load stability, the outer forks are mounted higher so that the load gets a slight drop inwards.

For one-sided loading and unloading of trucks, double pallet handlers with telescopic forks or a load extender are used, an ideal solution for locations with limited space.

Multiple pallet handlers can flexibly and efficiently handle various numbers of pallets.




# Multiple Load Handlers

**Double pallet handlers**  
600 mm LC

S7



One or two pallets



**Double pallet handlers**  
1.200 mm LC




Two or four pallets



**Double pallet handlers with telescopic forks or load extenders**




One or two pallets



**Triple pallet handlers**



One, two or three pallets



**4-6 pallet handlers**




Four or six pallets



**6-8 pallet handlers**



Six or eight pallets



# Multiple Load Handlers

Multiple load handlers allow simultaneous handling of several pallets, which, in comparison to the common handling of one pallet, makes transportation operations more economical and more efficient. Typical applications can be found in the food and beverage industry as well as in the construction materials industry.

**Double pallet handlers** have two pairs of forks, the opening ranges of which can be hydraulically adjusted to the different handling operations of pallets. In addition to the handling of single pallets, they also allow the handling of two pallets next to each other **(1-2)** with short forks and with long forks the handling of two pallets in front of one another as well as two pallets in front of and next to each other **(2-4)**.

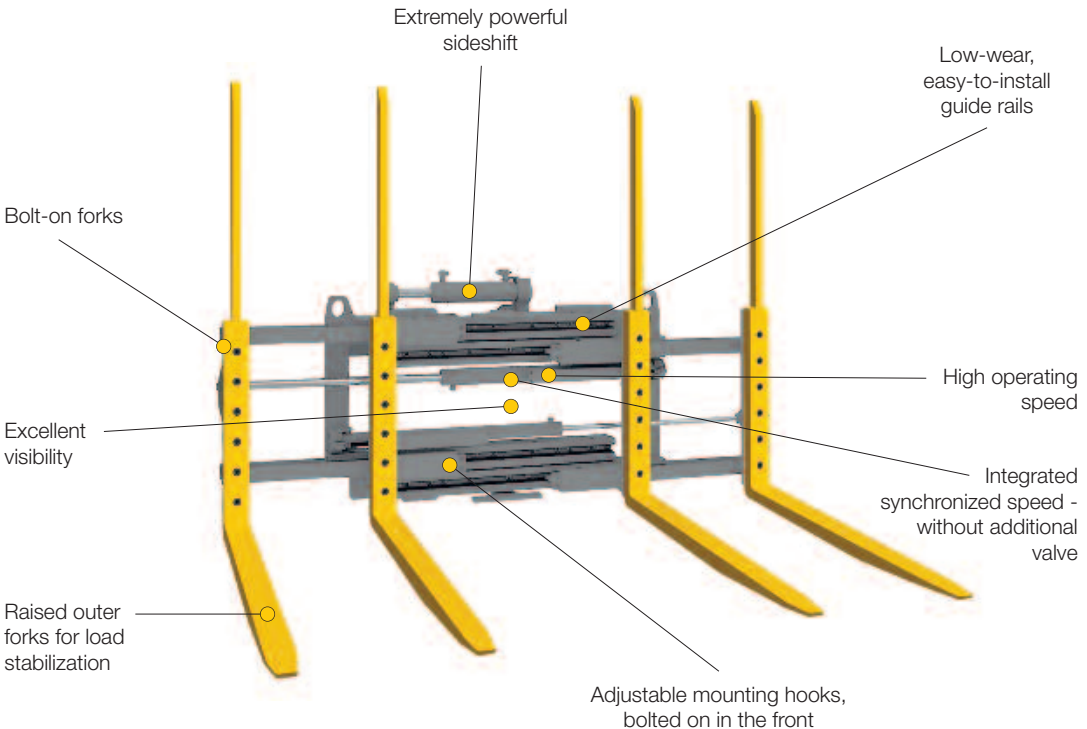
Besides the simultaneous handling of two pallets next to each other **(1-2)**, **double pallet handlers with telescopic forks** enable one-sided loading and unloading of trucks. Having reached the edge of the loading platform, the pallets that have been picked up can be telescoped to the back space of the loading platform or they can be

picked up from there. Thus, time can be saved even in locations with a limited amount of space by approaching the truck from one side only.

**Double pallet handlers with load extender** enable the picking up or positioning of pallets **(1-2)** in the back rows by using the load extender of the double pallet handler. This attachment is also used in locations with a limited amount of space where the use of long forks or telescopic forks is not possible.

**Triple pallet handlers** allow the handling of up to three pallets next to each other **(1-2-3)**. For this purpose, the forks can be hydraulically adjusted to the respective handling situation of one, two or three pallets.

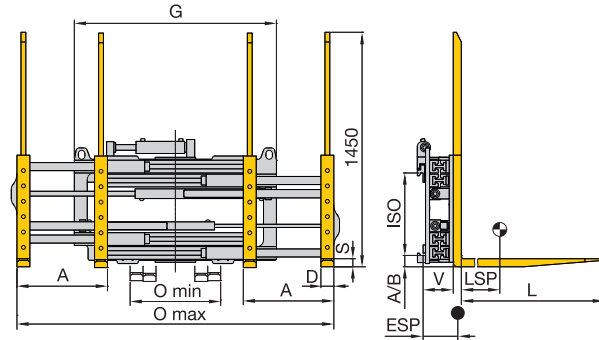
All attachments are serially equipped with separate side-shift, bolt-on forks and a patented synchronization system. Mechanically or hydraulically collapsible load stops to adjust the usable fork length to different load depths are optionally available. Load stabilizers for the stabilization of unstable loads are available on request.



S7

# Double Pallet Handlers with Sideshift

2 hydraulic functions



Integral synchronous travel system · Forks serially bolted on

Model	Load capacity	LC (LSP)	ISO	Omin-Omax	G	Side-shift	A	D	S	L	V	CoG (ESP)	Weight	Price

### 1-2 Pallet Handlers

S 7 - DPK 18-S	1800	600	2	560-1660	980	± 100	560*	80	40	1200	175	225	490	
S 7 - DPK 20-S	2000	600	2	560-1960	1250	± 100	560*	80	40	1200	175	215	520	
S 7 - DPK 22-S	2200	600	2	560-1960	1250	± 100	560*	80	50	1200	175	235	555	
S 7 - DPK 25-S	2500	600	3	560-1960	1250	± 100	560*	80	50	1200	180	230	590	
S 7 - DPK 35-S	3500	600	3	560-1960	1250	± 100	560*	80	50	1200	185	235	630	
S 7 - DPK 45-S	4500	600	3	560-1940	1350	± 100	560*	80	60	1200	210	250	725	
S 7 - DPK 50 k-S	5000	600	4	560-1940	1400	± 100	560	80	60	1200	220	215	880	

### 2-4 Pallet Handlers

S 7 - DPK 48-S	2800	1200	3	560-1940	1350	± 100	560*	80	60	2400	210	555	905	
S 7 - DPK 50-S	3200	1200	4	560-1940	1400	± 100	560	80	60	2400	220	485	1070	
S 7 - DPK 60-S	4500	1200	4	560-1940	1400	± 150	560	80	70	2400	220	500	1210	

\* Fork distance adjustable to 505 mm

## Standard values for residual load capacity of lift trucks\*\*

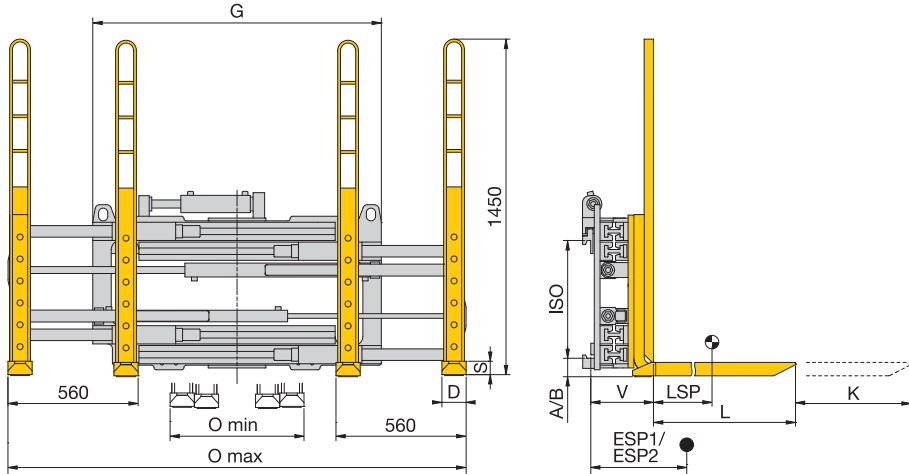
Double Pallet Handlers	S 7 -	DPK 20-S	DPK 20-S	DPK 25-S	DPK 25-S	DPK 35-S	DPK 35/48-S	DPK 45/48-S	DPK 45/48/50-S	DPK 50-S	DPK 60-S	DPK 60-S
Load capacity lift truck	kg	2000	2500	3000	3500	4000	4500	5000/500	5000	6000	7000	8000
X*	mm	450	450	450	500	500	500	500	560	560	650	650
LC (LSP) = 500 mm	kg	1470	1900	2250	2720	3100	3520	3820				
LC (LSP) = 600 mm	kg	1350	1740	2060	2500	2860	3250	3540	3950			
LC (LSP) = 1200 mm	kg						1920	2220	2530	3120	3750	4350

\*\* The load capacity applies to lifting heights up to 3300 mm; specifications for greater lifting heights on request.

\* Assumed dimensions

# Double Pallet Handlers with Telescopic Forks and Sideshift

2 hydraulic functions + solenoid valve



Integral synchronous travel system · Telescopic forks serially bolted on · Incl. solenoid valve

Model	Load capacity at ... mm LC (LSP)			ISO	Omin-Omax	G	Side-shift	D	S	L	K	V	CoG 1/ CoG 2 (ESP 1)/ (ESP 2)	Weight	Price
	600	1200	1500												
	kg	kg	kg												
S 7 - DPK 30-TGH-S	3000	1500	1350*	3	580-1960	1250	± 100	101	58	1300	900	270	305/385	710	
S 7 - DPK 48-TGH-S	4800	2400	2000*	3	580-1960	1350	± 100	101	63	1300	900	295	325/415	850	

\* Under static load, for one-sided loading and unloading

- Price reduction without solenoid valve

## Standard values for residual load capacity of lift trucks\*\*

Double Pallet Handlers with Telescopic Forks	S 7 -	DPK 30-TGH-S	DPK 30-TGH-S	DPK 48-TGH-S	DPK 48-TGH-S	DPK 48-TGH-S	DPK 48-TGH-S
Load capacity lift truck	kg	3000	3500	4000	4500	5000/500	5000/600 (ISO3)
X*	mm	450	500	500	500	500	500
LC (LSP) = 600 mm	kg	1890	2320	2560	2930	3350	3720
LC (LSP) = 700 mm	kg	1750	2150	2380	2730	3120	3460
LC (LSP) = 1200 mm	kg	1250	1560	1760	2020	2300	(2400)
LC (LSP) = 1500 mm	kg	1080	1350	1510	1740	1980	(2000)
LC (LSP) = 1600 mm	kg	1030	1290	1450	1660	(1875)	(1875)

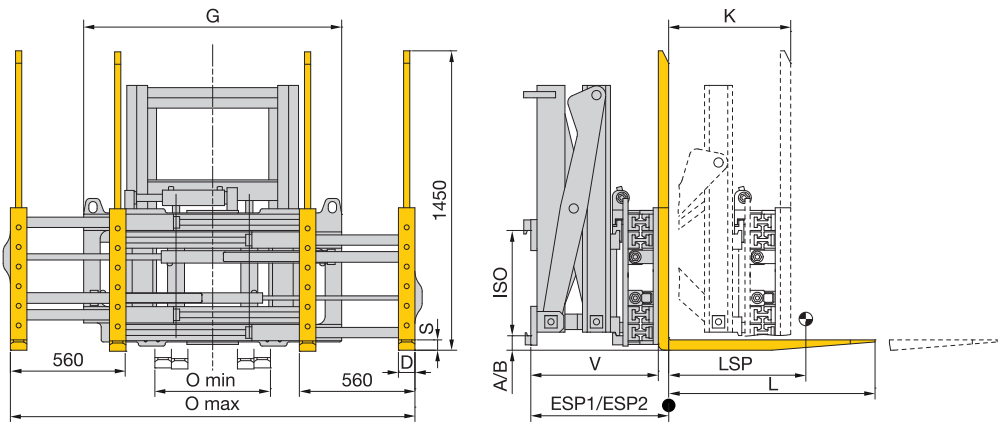
\*\* The load capacity applies to lifting heights up to 3300 mm; specifications for greater lifting heights on request.

\* Assumed dimensions

- For greater load centers, where the lift truck has a higher residual load capacity than the attachment, those values, upon the exceedance of which the attachment would be overloaded, are indicated in brackets ( ).

# Double Pallet Handlers with Load Extender and Sideshift

2 hydraulic functions + solenoid valve



Integral synchronous travel system · Forks serially bolted on · Incl. solenoid valve

Model	Load capacity		LC (LSP)	ISO	Omin-Omax	G	Side-shift	D	S	L	K	V	CoG 1 (ESP 1)	CoG 2 (ESP 2)	Weight	Price
	Retr.	Ext.														
	kg	kg	mm	mm	mm	mm	mm	mm	mm	mm	mm	mm	mm	mm	kg	
S 7 - DPK 25 VSCHGT-S	2500	1650	600	3	560-1960	1250	± 100	80	50	1200	590	610	440	900	1180	

- Price reduction without solenoid valve

## Standard values for residual load capacity of lift trucks\*\*

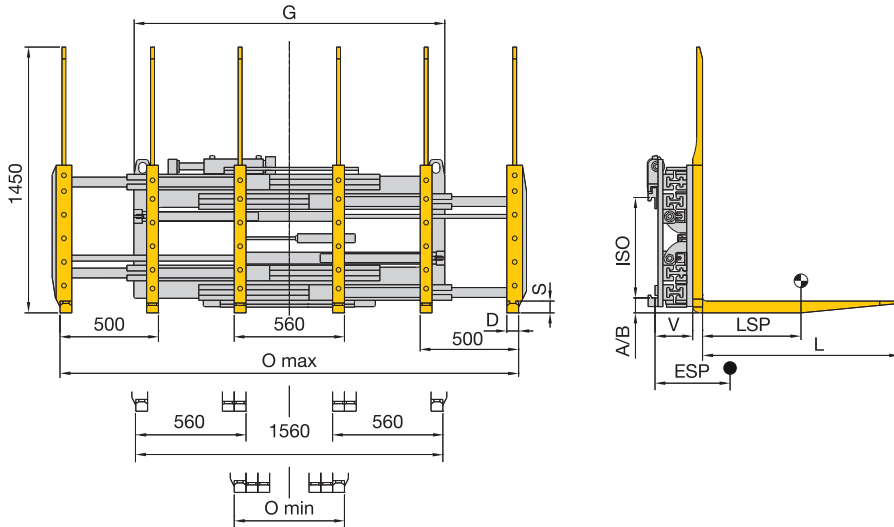
Double Pallet Handlers with Load Extender	S 7 -	DPK 25 VSCHGT-S	DPK 25 VSCHGT-S	DPK 25 VSCHGT-S
Load capacity lift truck	kg	4000	4500	5000/500
X*	mm	500	500	500
LC (LSP) = 600 mm; retracted	kg	1790	2100	2450
LC (LSP) = 600 mm; extended	kg	1100	1320	1560

\*\* The load capacity applies to lifting heights up to 3300 mm; specifications for greater lifting heights on request.

\* Assumed dimensions

# Triple Pallet Handlers with Sideshift

2 hydraulic functions



Integral synchronous travel system · Forks serially bolted on

Model	Load capacity	LC (LSP)	ISO	Omin-Omax	G	Fork cross section D x S (outer)		Fork cross section D x S (inner)		L	Side-shift	V	CoG (ESP)	Weight	Price
						mm	mm	mm	mm						
S 7 - 3-PK 30-S	3200	600	3	560-2330	1580	60	60	60	50	1200	± 100	190	235	780	
S 7 - 3-PK 30-S	3200	600	3	560-2530	1780	60	60	60	50	1200	± 100	190	230	820	

## Standard values for residual load capacity of lift trucks\*\*

Triple Pallet Handlers	S 7 -	3-PK 30-S	3-PK 30-S	3-PK 30-S
Load capacity lift truck	kg	3500	4000	4500
X*	mm	500	500	500
LC (LSP) = 600 mm	kg	2390	2840	3160

\*\* The load capacity applies to lifting heights up to 3300 mm; specifications for greater lifting heights on request.

\* Assumed dimensions



# Applications



S7



51

## 4-6 Pallet Handlers

4-6 pallet handlers are used to increase the handling capacity. In comparison to double pallet handlers this attachment can handle up to 6 Euro-pallets simultaneously. This can be done lengthwise (3 next to each other – 2 in front of each other) or across (2 next to each other – 3 in front of each other). With the minimum fork distance (0 min) 4 Euro-pallets can be handled lengthwise.

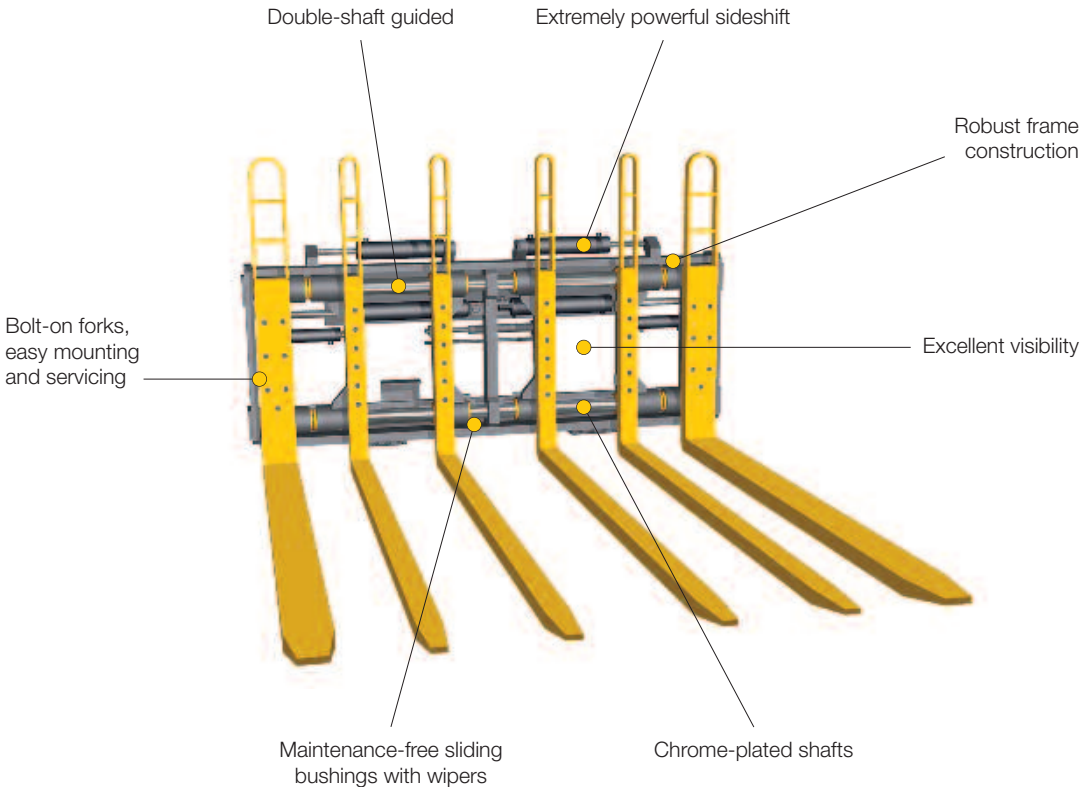
S7

The design of the attachment is based on a frame construction with double-shaft guide. Chrome-plated shafts and maintenance-free sliding bushings ensure extremely low wear and low maintenance. The closed guides are factory pre-filled with lubricant and enable maintenance-free application of the shaft-guide. Compared to permanent interval lubrication, no excessive grease can accu-

mulate which could soil the handled goods. The maintenance costs of this attachment are very low. The construction provides excellent visibility in all handling operations, which enables safe pallet handling and an accelerated loading process.

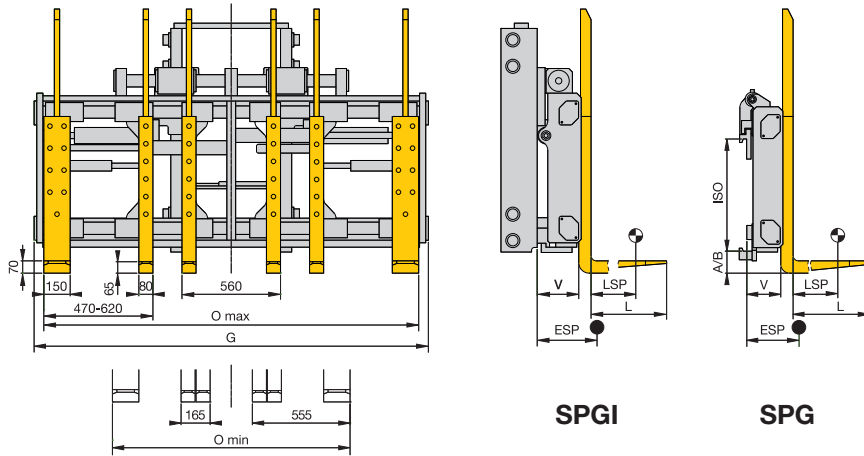
Optionally, the 4-6 pallet handler can be equipped with a central lubrication system, by means of which lubrication cycles and amounts of grease can be individually adjusted.

4-6 pallet handlers are mainly used in the beverage industry and are mostly combined with an 8 - 10 ton forklift truck. In this case, the integral design is recommended in order to achieve the best possible residual load capacity of the lift truck.



# 4-6-Pallet Handlers with Sideshift

2 hydraulic functions + solenoid valve



Outer fork distance hydraulically adjustable · Forks serially bolted on · Incl. solenoid valve

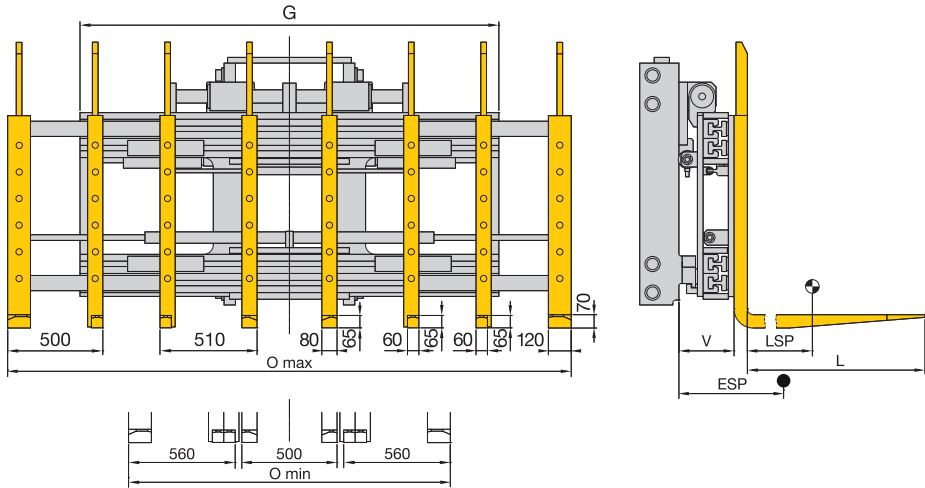
Model	Load capacity	LC (LSP)	Omin-Omax	G	Fork cross section (outer)	Fork cross section (inner)	L	Sideshift	V	CoG (ESP)	Weight	Price
	kg	mm	mm	mm	mm	mm	mm	mm	mm	mm	kg	
S 7 - SPGI 80-S	6000	1200	1350-2130	2235	150 x 70	80 x 65	2400	± 150	235	530	2240	
S 7 - SPG 80-S	6000	1200	1350-2130	2235	150 x 70	80 x 65	2400	± 150	185	610	1920	

- Lost load center, center of gravity and weight from front edge of side brackets (for SPGI).
- Detail drawings of fork carriage, roller studs and chain anchors or the fork carriage have to be provided by the customer.
- Maintenance-free sliding bushings serially
- Central lubrication working automatically at adjustable intervals on request.
- Without hydraulic adjustment of outer fork pair's opening range available.
- Other opening ranges and designs on request.
- Price reduction without solenoid valve



# 6-8-Pallet Handlers (Integral) with Sideshift

2 hydraulic functions



Forks serially bolted on

Model	Load capacity	LC (LSP)	Omin-Omax	G	Fork cross section (outer)	Fork cross section (inner)	L	Sideshift	V	CoG (ESP)	Weight	Price
	kg	mm	mm	mm	mm	mm	mm	mm	mm	mm	kg	
S 7 - APGI 80-S	6000	1200	1760-2960	2200	120 x 70	80/60 x 65	2400	± 150	290	495	2730	

- Lost load center, center of gravity and weight from front edge of side brackets.
- Detail drawings of fork carriage, roller studs and chain anchors or the fork carriage have to be provided by the customer.



Handling of 8 pallets with empties or 6 pallets with full products.  
Lift truck: 8,0 to/900 mm LC or 9,0 - 10,0 to/600 mm LC